

ACTIVITIES

Towing the Line (Babies)

Tie toys at intervals along a soft rope (plastic rings, or any other toys with holes in them will be easiest to attach). Set the toy rope on the floor and let babies play.

Boat Races (Babies/Toddlers/Preschool)

Set out a kiddie pool with shallow water, and add toy boats for water play. Add a string to each boat for boat races. You can also premake origami boats (paint the bottoms with nail polish or Mod Podge). Preschoolers can blow the origami boats across the water with straws.

Boat Sensory Bottles (Babies/Toddlers/Preschool)

Premake a few boat sensory bottles for children to play with after storytime, or integrate them into storytime play. You will need: Bottles with lids, water, baby oil, blue food coloring, small boats and sea creature toys. Hot glue the lids to the bottles once filled. Preschoolers can choose which toys they want in their bottles; caregivers can hot glue the lids shut.



Image source: Joelle Wake of Whiting Public Library, Whiting, IN

Aquascope Viewers (Toddlers/Preschool)

Make an aquascope out of a recycled waterproof container. Cut the bottom out of the container and the top out of the lid. Glue a loose piece of plastic over the top and screw the lid on (the slack in the plastic will bulge inward when placed under water, which will magnify objects). Trim off excess plastic. Children look into the bottom of the aquascope, with the clear plastic under water, to explore a kiddie pool filled with rocks, shells, waterproof toys, and shallow water. Be sure to have an extra volunteer on hand to monitor for water safety.

Sink or Float Discovery Station (Toddlers/Preschool)

Put a variety of waterproof items next to a bin of water. Children put the items in the water to see what floats and what sinks. Item ideas: Rubber duckies, plastic toys, corks, foam balls, seashells, spoons, popsicle sticks, etc. Make sure items are large enough to be safe for small children.



Image source: Amanda Raiche of Edith B. Siegrist Vermillion Public Library, Vermillion, SD

GAME/ACTIVITY

Sailor Spyglass Craft (Toddlers/Preschool)

Paint (or wrap construction paper around) paper towel tubes, one for each child. During storytime, they pretend to be sailors at sea on a boat. Ask children what they see, smell, and hear. Set out stickers for the children to decorate their spyglasses and take them home.



Image source: Joelle Wake of Whiting Public Library, Whiting, IN



Image source: Joelle Wake of Whiting Public Library, Whiting, IN

Row Your Cardboard Boat! (Toddlers/Preschool)

Make a boat and oars out of cardboard, and set it out for imaginative play. Preschoolers might want to name their boat! Or sing “Row, Row, Row Your Boat” while they row.



Image source: Susan Foster of Cobb County Public Library System, Marietta, GA

Underwater Sound Demonstration (Preschool)

Demonstrate how sound travels through air and water. Fill a bucket with water, and compare the sounds of waterproof noise-makers under water. Butter knives and waterproof speakers work well. You can also play music through underwater speakers for an underwater dance party. Consider prerecording of one of your storytime songs. Once everyone knows the words, play the song underwater. How does the song sound different? If you cut the bottom off a plastic water bottle and submerge it in the water, children can listen through the mouth hole.

Printables

ASL Alphabet

S is for Ship Coloring Sheet

F is for Fish Coloring Sheet

A



B



C



D




E




F



G



H



I



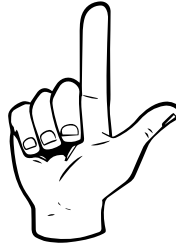
J



K



L



M




N




O



P



Q



R



S



T



U



V



W



X




Y



Z

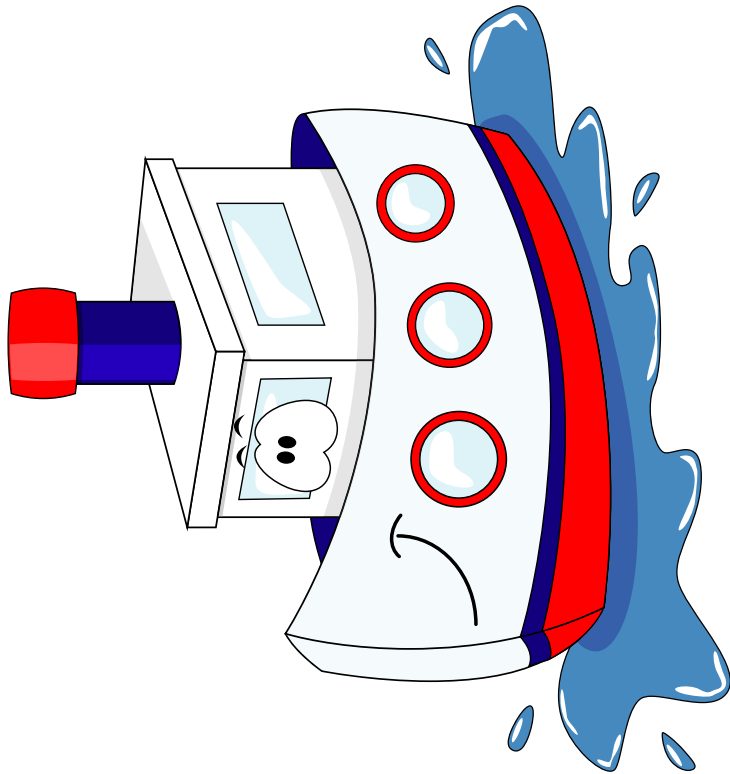


S S




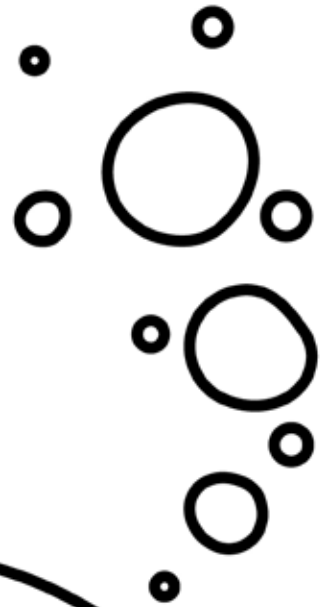
Ship

S S



Ship

F



FISH