

# ACTIVITIES

## Parachute Fish Float (Babies)

Put scarves in the center of the parachute and float them up and down. Have caregivers hold the parachute sides with babies in lap, or let babies crawl under the parachute while it gently “floats” up and down.

## Ocean Floor Mat (Babies/Toddlers/Preschool)

Purchase a foam ocean floor mat puzzle (many options available). Babies crawl around while caregivers point out the creatures on the mat. For toddlers, make it a game of who can find specific creatures. Preschoolers can put the mat together like a puzzle.

## Lighthouse Building (Babies/Toddlers/Preschool)

Set out building blocks or Duplo blocks, and let babies play. Caregivers can stack them and ask babies for help knocking them down. Toddlers/preschoolers can see who can build the tallest lighthouse out of blocks. Don't forget the fun of knocking it down with big “waves!”

## Colorful Fishies in Pockets Craft (Toddler/Preschool)

Cut out five fish of different colors. Cut out five pockets in the same colors as each of the five fish. Glue the pockets on a piece of cardstock, leaving the top open. The children match the colors and stick each fish in the matching color pocket. See Printables for pocket & fish silhouettes.



Image source: Kara Reiman of Maine State Library, Augusta, ME

## GAME/ACTIVITY

**Hand Fish Craft (Toddlers/Preschool)**

Trace children's hands to make a fish, or make hand silhouettes out of construction paper before the program. Preschoolers can practice cutting out their own. Glue the fish to cardstock or printed paper, and let children color the backgrounds. Googly eyes optional. Alternatively, trace the hands onto the same sheet of paper that children can color.



Image source: Sidnie Srader of Jones Public Library, Dayton, TX



Image source: Joelle Wake of Whiting Public Library, Whiting, IN

**Island Hop (Preschool)**

Set up for Island Hop game: Tape hula hoops to floor; cue music on CD player.

Island Hop: With older children, remove one hula hoop each round of the game. Limit the number of children that can be in each hula hoop when the music stops. Children without a spot are out. You can also let them share hula hoops, which get more and more crowded with each round.

**Cutting Practice (Preschool)**

Set out construction paper in various colors and safety scissors. Children can practice cutting any shapes they want. See Printables for a slightly more complex cutting practice worksheet.

**TIP:**

For another simple activity, ask children to show you how ocean animals move. After storytime, they can draw a picture of any animal.

**GAME/ACTIVITY****Coral Reef Crafts (Preschool)**

Preschoolers can learn about coral reefs with a storytime and make their own coral by sticking coiled pipe cleaners into blue Play Doh or clay. Optionally, they can string pony beads and/or dry noodles onto the pipe cleaners. See Printables for a coral reef jigsaw puzzle.

**Printables**


Ocean Friends Silhouettes

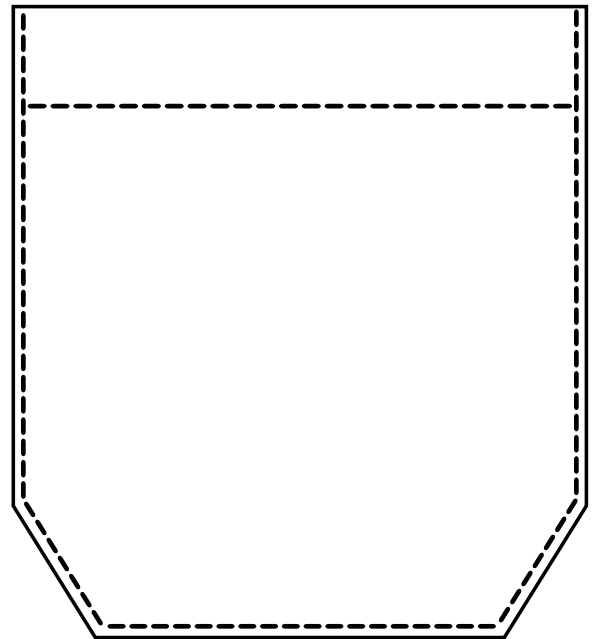
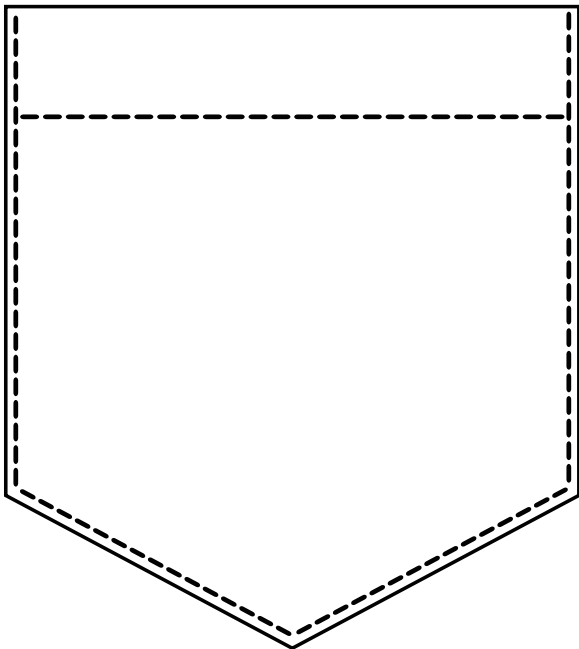
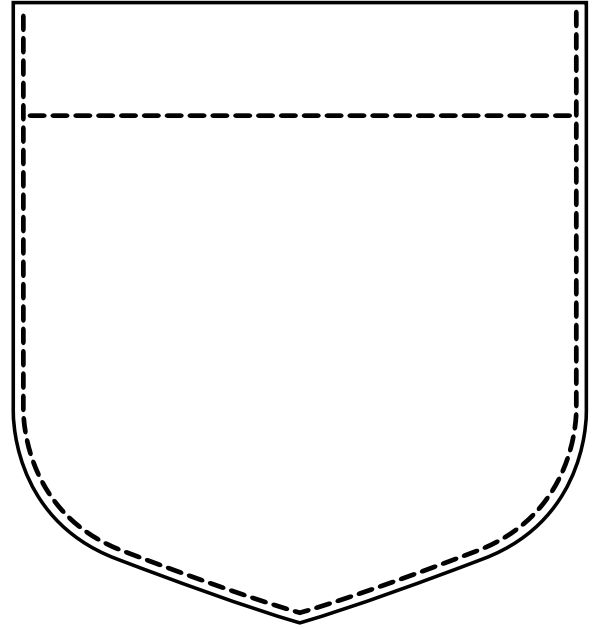
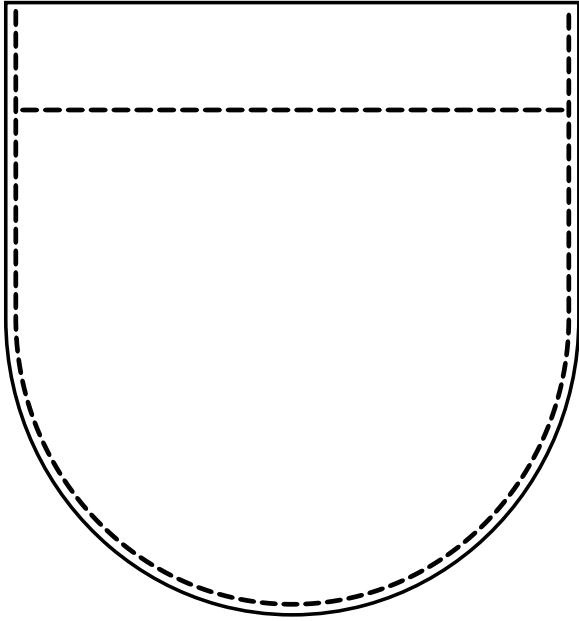
Pocket Template


Fish Silhouette

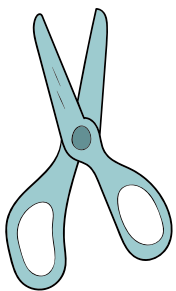
Ocean Cutting Practice

Coral Reef Jigsaw Puzzle




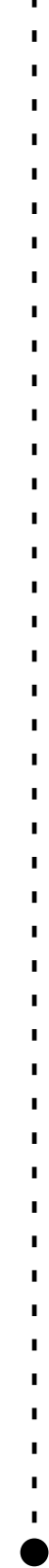
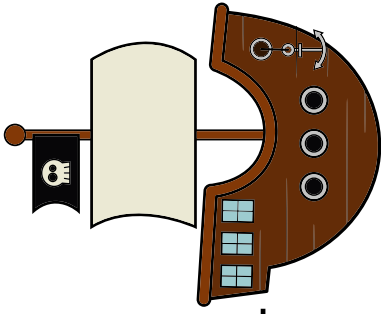








# Cutting Practice



# CUT & GLUE

CUT OUT

1



FIND THE PART

2



GLUE

3

