

ENDANGERED SPECIES STOP MOTION ANIMATION

AGES

Children 10+ years

Teens

PROGRAM DESCRIPTION

In this two-part program, teens create simple stop motion videos about endangered animals. Ask them to advocate for their animals through their videos, such as by showing habitat destruction and how to help; alternatively, adapt this program for any animal theme. In the first part, show stop motion animation clips and discuss basic storyboarding. Teens choose and/or create their animals and backgrounds, and plan their shot lists (see Printables). In the second part of the program, teens learn how to use Stop Motion Studio (a free app) and begin production. Screen everyone's videos at the end of the program. Suggested runtime: 120 minutes

MATERIALS AND PREPARATION

For backdrops:

- Premade backdrops
- OR
- 11x14" paper and coloring supplies

For endangered animals:

- Photos and reference material
- Animal figurines
- OR
- Animal-making materials (Legos,
- modeling clay, pipe cleaners,
- or construction paper and brads)

For stop motion animation:

- Sample stop motion videos
- Storyboarding worksheets (see Printables)
- Tablets or smartphones with the Stop Motion Studio app
- Multiple tripods or book stands to hold devices in place



Image source: Shutterstock

TIP:

What is stop motion animation? It is a video made from photos played in quick succession. Five frames (photos) per second is a good starting point.

TIP:

Remember to get permission to post some of these videos on your library's social media!

TIP:

If you combine these sessions into a single program, you may want to limit video lengths (a 30-second video x 5 frames per second = 150 frames!). To save time, you can also provide animal figurines and backdrops instead of asking teens to make their own.

TIP:

For a longer, more involved program, combine with Chapter 01: Animal Character Design, Chapter 04: Create a Creature, or Chapter 06: Break It, Remake It. Children or teens make stop-motion videos out of the creatures they created.

ADAPTATION:

For the endangered species component, have younger children choose animals from a deck of printed endangered animal photos. Then discuss what each animal needs to survive (e.g., habitat, specific food) and what makes it endangered.

GAME/ACTIVITY | STEM

Gather endangered species reference materials, stop motion animation clips to show, art supplies, and storyboarding worksheets. Teens draw simple backgrounds and make their endangered animals out of Legos, modeling clay, pipe cleaners, or torn construction paper (with articulated limbs fastened with brads). Be sure to play around with the Stop Motion Studio app before the program so you can help troubleshoot any problems. Encourage teens to use their own devices, but you will also need tablets with the app that others can share.

RESOURCES

Web

Species directory (World Wildlife Federation): <https://wwf.to/2Ti689w>

Endangered species (National Wildlife Federation): <https://bit.ly/3bKo7f5>

Endangered species (Animal Welfare Institute): <https://bit.ly/36bzefK>

Photo Ark by Joel Sartore (National Geographic): <https://bit.ly/2Zn4R4u>

Stop Motion Videos

Basic stop motion tips: <https://bit.ly/2WKWH4x>

Endangered Species Nonfiction

Middle Grade

Condor Comeback (2020) by Sy Montgomery and Tianne Strombeck (2020)

The Great Penguin Rescue: Saving the African Penguins (2017) by Sandra Markle

Sea Otters: A Survival Story (2020) by Isabelle Groc

A Wild Child's Guide to Endangered Animals (2019) by Millie Marotta

YA

Back from the Brink: Saving Animals from Extinction (2018) by Nancy F. Castaldo

The Race to Save the Lord God Bird (2010) by Phillip Hoose

Wild Ocean: Sharks, Whales, Rays, and Other Endangered Sea Creatures (2014) by Matt Dembicki

Adult

100 Heartbeats: The Race to Save Earth's Most Endangered Species (2011) by Jeff Corwin

Cat Tale: The Wild, Weird Battle to Save the Florida Panther (2020) by Craig Pittman

The Last Elephants (2019) by Don Pinnock and Colin Bell

TIP:

Turn off auto exposure to avoid a flicker when the movie plays back.

TIP:

Remember tripods or book stands for recording. The camera should not be moved in between shots. For this reason, be sure that teens sharing a device have extended turns and are not passing it back and forth.

TIP:

For professional stop motion videos, try *Wallace and Gromit*, *Shaun the Sheep*, or *Corpse Bride*.

GAME/ACTIVITY | STEM

The Photo Ark Vanishing: the World's Most Vulnerable Animals (2019) by Joel Sartore and Elizabeth Kolbert

Rare (2010) by Joel Sartore

The Seabird's Cry: The Lives and Loves of the Planet's Great Ocean Voyages (2018) by Adam Nicolson

Stop Motion Nonfiction

Animation Lab for Kids (2016) by Laura Bellmont and Emily Brink (2016) (YA)

Brick Flicks (2014) by Sarah Herman (YA)


Filming Stop-Motion Animation (2018) by Zöe Saldana (early reader)

Sarafi Claymation (2016) by Sarah Herman (middle grade)


Stop Motion Filmmaking: The Complete Guide to Fabrication and Animation (2019) by Christopher Walsh (YA)

PRINTABLE


STOP MOTION STORYBOARD




Three vertical lines for writing a storyboard panel.




Three vertical lines for writing a storyboard panel.




Three vertical lines for writing a storyboard panel.




Three vertical lines for writing a storyboard panel.




Three vertical lines for writing a storyboard panel.



Three vertical lines for writing a storyboard panel.



Three vertical lines for writing a storyboard panel.



Three vertical lines for writing a storyboard panel.